

Fund Fact Sheet | Series F

Magenta shares represent ownership in a large, diversified and conservative mortgage portfolio. Magenta mortgages are secured by quality residential real estate located in Ontario, with a heavy overweighting of 1st mortgages secured by owner-occupied single-family homes.

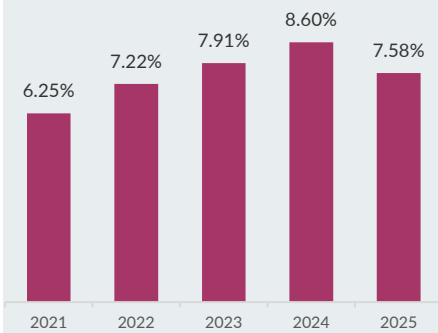
Fund Details

FundServ Code	MMI402	Distribution	Monthly
Current Annualized ROI ¹	7.11%	Share NAV-Fixed	\$10.00
Highest Annual ROI (2004)	16.14%	Liquidity	1 business day ³
ROI Since Inception (1994)	9.97%	Eligibility	RRSP, TFSA, RRIF, RESP, LIRA, FHSA & Non-Reg
Value of \$1,000 ²	\$19,054.55	Minimum Initial Investment	\$30,000
Inception Date	June 1, 1994	Auditor	Ernst & Young

Performance History ⁴

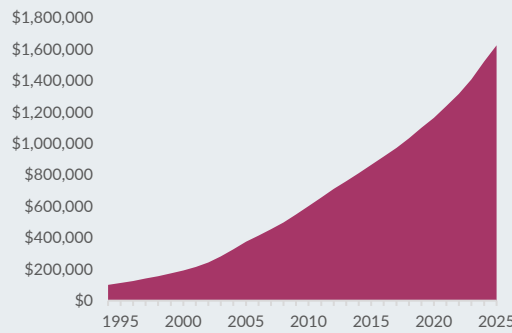
Shareholder ROI

Annual %



Growth of \$100,000 invested at start date

31 years ended October 31, 2025

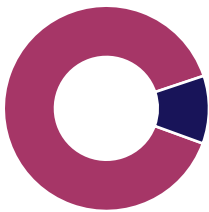


Average Annual Compounded Return

Period	Return
1 year	7.58%
2 year	8.09%
3 year	8.03%
5 year	7.51%
10 year	7.19%
15 year	7.47%
30 year	9.87%
Since Inception (31 years)	9.97%

Portfolio Makeup ⁵

Security Rank & Mortgage Type



Geographic Region



Portfolio Principal Balance	\$459,258,946
Mortgage Outstanding	939
Weighted Average Term to Maturity (Days)	237
Portfolio Loan-to-Value Ratio	69.4%
First Mortgage Portfolio Weighting	89.3%
Urban Mortgages	90.1%



Raj Acharya, CFA | Vice President, Capital Markets

racharya@magentacapital.ca

Direct: 613-408-5800 | Toll-Free: 1-888-267-1744

magentacapital.ca

¹Based on current monthly dividend with dividends reinvested.

²Value of \$1,000 invested at inception: June 1, 1994, with dividend reinvested.

³See Offering Memorandum for terms.

⁴For fiscal year ending on October 31st, 2025.

⁵Portfolio information of the Magenta Mortgage Investment Limited Partnerships as of April 30, 2026.

⁶Toronto represents the City of Toronto as defined by the 1998 amalgamation of the six former municipalities of Metropolitan Toronto (Toronto, North York, Scarborough, Etobicoke, York and East York).

⁷Ontario Other includes Brantford, Burlington, Caledon, Milton and more. [Click here for our Lending Area map.](#)

*This fact sheet does not constitute an offer to sell securities and should be read in conjunction with the offering memorandum dated January 27, 2026, available for [download at this link](#) or from our office. Investors should read the offering memorandum before investing. The foregoing historical performance achieved by the Corporation is not a guarantee of future results.